



## Frequency and Temperature Effect on Dielectric Properties of Acetone and Dimethylformamide

M. Y. Onimisi<sup>1\*</sup>, J. T. Ikyumbur<sup>2</sup>, S. G. Abdu<sup>3</sup> and E. C. Hembra<sup>2</sup>

<sup>1</sup>Department of Physics, Nigerian Defence Academy, Kaduna, Nigeria.

<sup>2</sup>Department of Physics, Federal College of Education, Pankshin, Plateau State, Nigeria.

<sup>3</sup>Department of Physics, Kaduna State University, Kaduna, Nigeria.

### Authors' contributions

*This work was carried out in collaboration between all authors. Author MYO designed the study, wrote the protocol, and analyses of the study, author JTI wrote the first draft of the manuscript managed the literature searches, analyses of the study performed the spectroscopy analysis and author SGA managed the experimental process and author ECH Manage the literature search and participated in the experimental search. All authors read and approved the final manuscript.*

### Article Information

DOI: 10.9734/PSIJ/2016/27742

#### Editor(s):

(1) Junjie Chen, Department of Electrical Engineering, University of Texas at Arlington, USA.

(2) Abbas Mohammed, Blekinge Institute of Technology, Sweden.

#### Reviewers:

(1) Subramaniam Jahanadan, Kolej Matrikulasi Labuan (KML), Malaysia.

(2) Anonymous, Guru Nanak Institute of Technology (JIS Grp), India.

(3) Abubakar Yakubu, Universiti Putra Malaysia, Malaysia.

Complete Peer review History: <http://www.sciencedomain.org/review-history/16083>

Original Research Article

Received 16<sup>th</sup> June 2016  
Accepted 7<sup>th</sup> August 2016  
Published 8<sup>th</sup> September 2016

### ABSTRACT

The dielectric behavior of both acetone and dimethylformamide (DMF) were examined in the presence of an electric field. The electrical conductivity of both solvents was used to estimate the complex permittivity of acetone and dimethylformamide. The relaxation time of the solvents at various temperatures was estimated. The experimental static permittivity values together with the estimated complex permittivity, and relaxation time were substituted in the Debye equations to generate the dielectric constant and the corresponding loss factor at various frequencies using maple-13 programme. Result for the dielectric constant indicates that at frequency 0.1 GHz and temperature 10°C, the calculated value for acetone was 22.4637 and that of DMF was 40.3380. This shows that an increase in dielectric constant caused a corresponding decrease in the loss factor, which means an inverse relation between the frequency and temperature. The result of calculations of the dielectric constant also compared well with the experimental values for both

\*Corresponding author: E-mail: [onimisimy@yahoo.com](mailto:onimisimy@yahoo.com);

acetone and DMF at the same frequency temperature of  $22.21 \pm 0.04$  and  $40.34 \pm 0.06$  respectively.

**Keywords:** Complex permittivity; acetone; dimethylformami; dielectric; relaxation time.

## 1. INTRODUCTION

Several studies have been conducted to examine the dielectric behaviour of the mixture of either acetone or dimethylformamide with other solvents or alcohols in the presence of an applied electric field. Notable among them are the dielectric relaxation study of formamide with alcohols [1-2] and the dielectric relaxation study of formamide with some common dipolar aprotic and protic solvents (water, dimethylsulphoxide, N, N- dimethylformamide, acetone, 1, 4-dioxane, mono-, di-, and trihydric alcohols, and homologous series of 2-alkoxyethanol, 2-(2-alkoxyethoxy) ethanol, and ethylene glycol oligomers) binary mixtures at 30°C over the frequency range of 10 MHz to 10GHz using time domain reflectometry [3]. However, there are little studies concerning the dielectric relaxation of pure acetone and pure dimethylformamide those used in industries for the production of nail polish remover, cleaning of organic chemistry laboratories, fibers, films and surface coatings. In this work, attempts have been made to study behaviour of pure acetone and dimethylformamide in the presence of an applied electric field using Debye relaxation method.

Whenever a material is exposed to an electric field (as generated by a voltage across electrodes between which the electric is embedded), every different kinds of dipoles become excited even within atomic scales. A local charge imbalance is thus "induced" within the neutral species (atoms or molecules) as the "centers of gravity" for equal amount of positive and negative charges,  $\pm q$ , become separated by a small distance ( $d$ ), thus creating a dipole with a dipole moment,  $\mu = q \cdot d$ , which is related to the "local" or microscopic" electric field ( $E_{Local}$ ) acting in close vicinity of the species. Thus, the dipole moment can be written as:

$$\mu = \alpha \cdot E_{Local} \quad (1)$$

Where  $\alpha$  = polarizability [ $\text{Cm}^2\text{V}^{-1}$ ] of the species or material under consideration.

It is necessary to point out that  $E_{Local}$  refers to the local field rather than the applied field. This distinction is drawn because the local field will be the vectorial sum of the applied field and the

fields generated by the presence of the surrounding charges (i.e. the other dipoles). The question then arises as to how the local may be related to the applied electric field. One of the earliest approaches involves the general relationship between polarization and the applied electric field strength:

$$p = (\epsilon_r - 1) \cdot \epsilon_0 \cdot E_e \quad (2)$$

Where  $p$  = polarization, dipole density [ $\text{Cm}^{-2}$ ],  $\epsilon_r$  = relative permittivity and  $\epsilon_0$  = electric field constant in vacuum =  $8.854 \times 10^{-12} [\text{C}^2\text{J}^{-1}\text{m}^{-1}]$ ;  $E_e$  = external electric field, produced by the applied voltage [4].

The local field was first calculated by Lorentz in [5] by considering all the electric fields influencing the molecule in the cavity:

$$E_{Local} = E_i + E_e - E_{sph} \quad (3)$$

$E_{Local}$  = Local electric field

$E_i$  = Internal electric field, caused by interactions with other induced dipole in the sphere

$E_e$  = External electric field, produced by the applied voltage

$E_{sph}$  = Electric field caused by the induced dipoles outside the sphere, causing charges on the surface.

In an ideal gas,  $E_{sph}$  and  $E_i$  are zero. In liquids, neighbouring molecules show a polarizing effect leading to charges on the sphere's boundary, resulting in

$$E_{sph} = -\frac{P}{3 \cdot \epsilon_0} \quad (4)$$

By combining equations (1), (2), and (3) we obtain for the local field:

$$E_{Local} = E_i + E_e \cdot \left(\frac{\epsilon+2}{3}\right) \quad (5)$$

If  $E_i = 0$ ,  $E_{Local}$  is reduced to the Lorentz field ( $E_L$ ):

$$E_{Local} = E_L = E_e \left(\frac{\epsilon+2}{3}\right) \quad (6)$$

According to Clausius [6] and Mossotti [7] we obtain for nonpolar molecules of constant polarizability the following relation:

$$P = N \cdot \mu_i \quad (7)$$

Where  $P$  = polarization, dipole density [ $\text{Cm}^{-2}$ ];  $N$  = number of molecules per volume and  $\mu_i$  = induced dipole moment

By combining Equations (1) with (7) we obtained

$$P = N \cdot \mu_i = N \cdot \alpha \cdot E_{Local} \quad (8)$$

Combination of Equations (2), (6) and (8) lead to the Clausius- Mossotti equation for nonpolar molecules Equation (9) and (10)

$$\frac{(\epsilon-1)}{(\epsilon+2)} = \frac{N \cdot \alpha}{3 \cdot \epsilon_0} \quad (9)$$

Where  $N = \frac{N_A}{V_M} = \frac{N_A \cdot \rho}{M_r}$  is the number of polarizable molecules per unit volume. Therefore, equation (9) can be defined as molar polarization  $P_M$ :

$$P_M = \frac{\epsilon-1}{\epsilon+2} \cdot \frac{M_r}{\rho} = \frac{N_A}{3 \cdot \epsilon_0} \cdot \alpha \quad (10)$$

$P_M$  = molar polarization [ $\text{m}^3 \text{mol}^{-1}$ ] and  $N_A$  = Avogadro's constant =  $6.023 \times 10^{23} \text{mol}^{-1}$  [6,5,7].

The Clausius-Mossotti equation was extended by Debye to polar molecules:

$$\frac{\epsilon-1}{\epsilon+2} \cdot \frac{M_r}{\rho} = \frac{N_A}{3 \cdot \epsilon_0} \cdot \left( \alpha + \frac{\mu_g^2}{3 \cdot k \cdot T} \right) \quad (11)$$

Where  $\epsilon$  is the quasi-static relative dielectric constant;  $M_r$  is the molecular weight;  $\rho$  = density;  $N_A$  is the Avogadro's constant =  $6.023 \times 10^{23} \text{mol}^{-1}$ ;  $\epsilon_0$  = electric field constant in the vacuum =  $8.854 \times 10^{-12} \text{C}^2 \text{J}^{-1} \text{m}^{-1}$ ;  $\alpha$  = polarizability of the molecule ( $\text{Cm}^2 \text{V}^{-1}$ );  $\mu_g$  = dipole moment in the state of an ideal gas ( $\text{Cm}$ );  $k$  = Boltzmann's constant =  $1.38 \times 10^{-23} \text{JK}^{-1}$ ;  $T$  = temperature.

Equation (11) is the Debye equation valid only for gas under low pressure and highly diluted solutions of polar molecules in nonpolar solvents; dipole-dipole interactions are neglected. Therefore, it is not valid for polar liquids but can be used to estimate quite accurately the dipole moment  $\mu_g$  of water in highly diluted solution of water in 1,4-dioxane simulating an ideal gas state condition [8].

### 1.1 Effect of the Frequency on the Dielectric Constant

The frequency-dependent trend of the dielectric properties can provide useful information about the material characteristics. In theory, electric

conduction and various polarization mechanisms (including dipole, ionic, and Maxwell-Wagner) contribute to the dielectric loss factor [9-10]. For moist dielectric materials, ionic conductivity plays a major role at lower frequencies (*e.g.* < 200MHz), whereas both ionic conductivity and dipole rotation of free water play a combined role at microwave frequencies.

### 1.2 Effect of the Temperature on the Dielectric Constant

Temperature of a material has a significant effect on the dielectric properties. Generally, the loss factor increases with increasing temperature at low frequencies due to ionic conductance [11] and decreases with increasing temperature at high frequencies due to free water dispersion [12].

## 2. METHODS

The dielectric constant and loss factor of both acetone and dimethylformamide were calculated theoretically. To do this, the researchers adapted the electrical conductivity  $\sigma$  of both acetone and dimethylformamide at various temperatures in [13-14]. The unit was then converted to S/m as shown in Tables 1 and 2 below.

**Table 1. The electrical conductivity of acetone at various temperatures**

Temperature (°C)	Electric conductivity ( $\sigma$ ) $10^{-3} \text{S/m}$
10	4.34
20	3.39
30	2.34
40	1.78
50	0.83

**Table 2. The electrical conductivity of dimethylformamide (DMF) at various temperatures**

Temperature (°C)	Electric conductivity ( $\sigma$ ) $10^{-3} \text{S/m}$
10	1.45
20	1.34
30	1.11
40	0.95
50	0.81

The static permittivity  $\epsilon_s$  of acetone used in this work was adapted in [15] and that of dimethylformamide was adapted in [16-17]. These values were substituted in this expression

$\epsilon' = \epsilon_\infty + \frac{1}{\tau} \left( \frac{\epsilon''}{\omega} \right)$  to obtain the complex permittivity of both acetone and dimethylformamide used in this work as shown below:

$$\epsilon'' = \frac{\sigma}{\omega \epsilon_0} \quad (19)$$

Where,  $\sigma$  is the Electrical conductivity of the material and  $\omega$  is the angular frequency and is equal to  $6.284 \times 10^8$

The complex permittivity for both acetone and dimethylformamide at 10°C was found to be 8.69 and 3.51 respectively.

The relaxation time  $\tau$  derived by Bloembergen et al (1948) shown in equation (20) for the magnetic relaxation in terms of the correlation time  $\tau_c$ , which was found to be closely related to Debye's theory of dielectric dispersion in polar liquids was used to calculate the relaxation time for both acetone and DMF in this work.

$$\tau = \frac{4\pi\eta a^3}{kT} \quad (20)$$

$\eta$  is the Viscosity of the solvent,  $a$  is the Radius of solute molecule  $k$  is the Boltzmann constant  $T$  is the temperature.

The relaxation time of both acetone and DMF at 10°C was found to be  $9.22 \times 10^{-11}s$  and  $1.117 \times 10^{-11}s$  respectively. The solute radius  $a$  (effective Born radius) of DMF and acetone was adapted in [18-19]. The Viscosity of acetone and DMF was calculated using the expression below:

$$\eta = V_0 e^{\epsilon_a / RT} \quad (21)$$

$V_0$  is the Absolute viscosity,  $\epsilon_a$  is the Activation energy,  $R$  is the Universal gas constant and viscosity of acetone  $\eta$  was found to be  $4.25 \times 10^{13}$

The static and complex permittivities obtained from our calculations are shown in Tables (3) and (4) below:

**Table 3. Parameters for acetone**

Temperature °C	$\epsilon_s$	$\epsilon_\infty$	$\tau \times 10^{-11}S$
10	22.25	8.69	9.22
20	21.13	4.55	4.05
30	20.20	3.34	3.12
40	18.83	2.70	2.07
50	17.63	1.32	1.43

**Table 4. Parameters for dimethylformamide (DMF)**

Temperature °C	$\epsilon_s$	$\epsilon_\infty$	$\tau \times 10^{-11}S$
10	40.34	3.51	1.117
20	38.45	2.91	1.075
30	36.69	3.10	0.93
40	35.35	2.98	0.85
50	33.36	3.00	0.76

The values of  $\epsilon_\infty$  and  $\epsilon_s$  as shown in the tables 3 and 4 above were substituted in the Debye equations shown below:

$$\epsilon' = \epsilon_\infty + \frac{(\epsilon_s - \epsilon_\infty)}{(1 + \omega^2 \tau^2)} \quad (22)$$

$$\epsilon'' = \frac{(\epsilon_s - \epsilon_\infty) \omega \tau}{(1 + \omega^2 \tau^2)} \quad (23)$$

Detail of the derivation of equations (22) and (23) are shown in [20]. The theoretical values of both dielectric constant  $\epsilon'$  and the loss factor  $\epsilon''$  were generated using maple-13. The angular frequencies were then varied from  $0.1 \leq f \leq 10GHz$  during our calculations.

### 3. RESULTS AND DISCUSSION

The dielectric constant and loss factor of acetone and dimethylsulphoxide (DMF) were computed within the temperature range of 10°C to 50°C and frequency range  $0.1 \leq f \leq 10GHz$ . The results of our computation are interpreted based on the existing theories.

#### 3.1 Dielectric Constant

The effect of frequency on the dielectric constant and its variation as a function of temperature at different frequencies for Acetone and Dimethylformamide are shown graphically below:

The dielectric constant of Acetone is higher at low frequencies and decreases along the temperature line (i.e. 22.48, 21.84, 20.19, 18.82 and 17.63 for temperatures 10°C, 20°C, 30°C, 40°C and 50°C respectively). However, at higher frequency like  $f=10.0 GHz$  the reverse is the case, the dielectric constant increase steadily from 3.44 at 10°C to 10.38 at 50°C (see Fig. 1).

Fig. 2 showed the behaviour of dielectric constant of DMF against the frequency. The dielectric constant of DMF also is higher at low frequencies (i.e. 40.34, 38.41, 36.69, 35.35, and 33.36 for temperatures 10°C, 20°C, 30°C, 40°C

and 50°C respectively). The dielectric constant of DMF at higher frequencies is also higher at 10°C (i.e. 27.89) but decreases to 27.44 at 50°C unlike the case in Acetone.

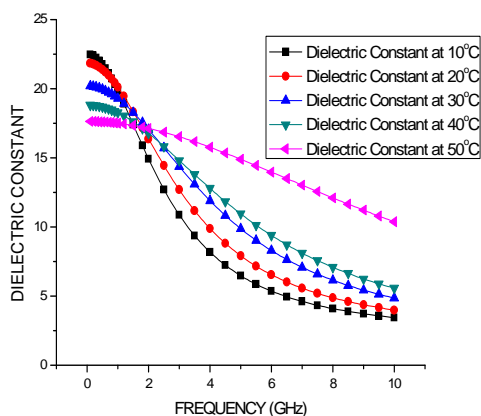


Fig. 1. Dielectric constant vs frequency for acetone

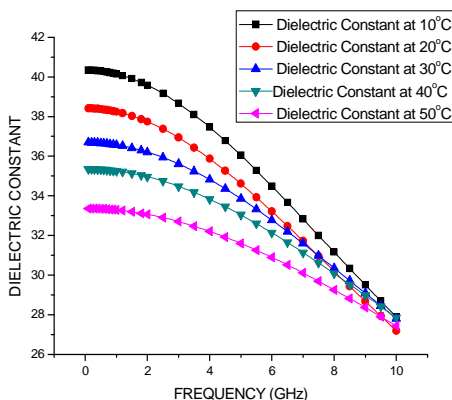


Fig. 2. Dielectric constant vs frequency for dimethylformamide (DMF)

### 3.2 The Loss Factor

#### 3.2.1 Effect of frequency

The effect of temperature on loss factor as a function of frequency is shown in Figs. 3 and 4. The loss factor values decreases attaining minimal and then increases sharply. The loss factor of both acetone and DMF are smaller at low frequency and increased sharply attaining its maximum. This value then decreased almost constant for the solvents as shown below:

The loss factor of Acetone is small at low frequency (i.e. 0.78, 0.61, 0.42, 0.32 and 0.15)

but as the frequency increases the loss factor also increases to a maximum value of 10.17, 9.84, 9.14, 8.58 and 8.05 respectively. The value however decreased after attaining its maximum (see Fig. 3).

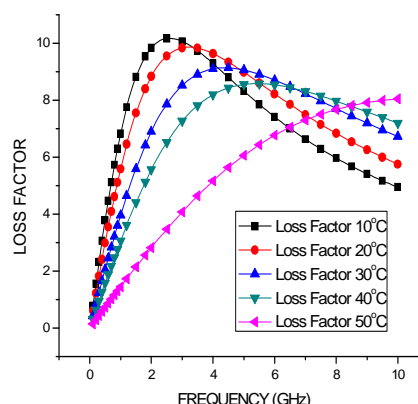


Fig. 3. Loss factor vs frequency for Acetone

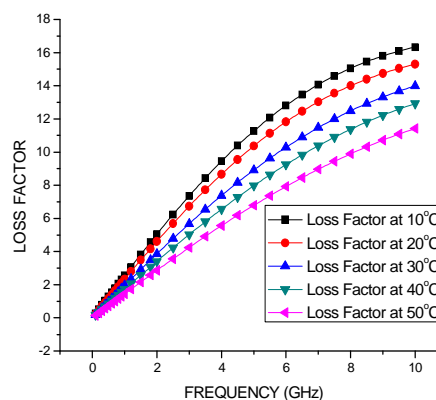


Fig. 4. Loss factor vs frequency for dimethylformamide (DMF)

DMF has the smallest value of loss factor (i.e. 0.23, 0.24, 0.20, 0.17, and 0.15) at low frequency as compared with acetone but as the frequency increases, the loss factor increases to 16.33, 15.30, 13.99, 12.93 and 11.42 respectively.

### 4. DISCUSSION

Figs. 1 and 2 revealed that the dielectric constant of both acetone and DMF is the function of the frequency, temperature, and loss factor. This is because at low frequency and temperature, the value of dielectric constant is higher and as the frequency and temperature increased the dielectric constant of both solvents decreases.

The higher value of the dielectric constant  $\epsilon'$  at low frequencies as observed in Figs. 1 and 2 above may be due to the overall conductivity which consists of different conduction mechanisms. The most prevalent one in moist materials is the ionic conductivity which varies inversely proportional to the frequency. The decrease in the dielectric constant as frequency increases for all the temperatures may be due to the fact that the dipoles cannot follow up the rapid variation of the applied field [21].

As the temperature increased beyond 10°C the dielectric constant decreases especially at the frequency range of  $0.1 \leq f \leq 9\text{GHz}$ . This decrease in the dielectric constant as the result of increased in the temperature may be due to the relaxation time which has been found to be fast at high temperature and increases dramatically at low temperatures, suggesting a freezing of electric dipoles at low temperature [22] and because of orientation polarization which depends on temperature and decreases with increase in temperature. This is because at higher temperature the thermal energy will increase which will try to disorient the dipoles. The only exception to this is DMF that have shown a sudden increase as the temperature increased beyond 10°C at frequency 10GHz. The increase in the dielectric constant as the result of an increase in the frequency especially at 10GHz may be due to the permanent electric dipoles possess by DMF [21].

The loss factor on the other hand has a small value at frequency 0.1 GHz and increases to reach its maximum value as the frequency increases. It then decreases steadily after attaining the maximum value (see Figs. 3 and 4 above). This behaviour exhibited by the loss factor may be due to the contribution from all the four types of polarization (i.e. space charge, dipole, ionic and electronic) [23]. But as temperature increases the loss factor decreases especially at frequency 0.1 GHz. This behaviour exhibited by both acetone and DMF is contrary to the statement made by Guan et al. [11] which said "Generally, the loss factor increases with increasing temperature at low frequencies due to ionic conductance and decreases with increasing temperature at high frequencies due to free water dispersion [12]". However, at higher frequency like 10 GHz the loss factor of acetone increased as the temperature increase.

Salman, Khalil, and Hazaa [24] observed that at higher frequencies, only the ionic and electronic polarizations contribute. The decrease in

dielectric constant as a result of increase in the frequency means that, the response of the permanent dipoles decreases as the frequency increases and the contribution of the charge carriers (ions) towards the dielectric constant decreases [25-27].

## 5. CONCLUSION

The Debye equation and its derivatives have been used to compute the dielectric constant and loss factor of acetone and dimethylformamide. The computation was done within the frequency range of  $0.1 \leq f \leq 10\text{GHz}$ . The results from our computation revealed that both acetone and dimethylformamide have their maximum dielectric constant at  $f = 0.1\text{GHz}$  and temperature 10°C. The dielectric constant however, decrease as the both the frequency and temperature increase beyond 0.1 GHz and 10°C respectively. For instance, the dielectric constant of acetone at frequency 0.1 GHz is 22.4637 and decreased to 3.4427 when the frequency increased to 10 GHz and that of dimethylformamide is 40.3380 and has decreased to 27.8893 at frequency 10 GHz. Similarly, as the temperature increased from 10°C to 50°C, the dielectric constant of acetone decreased from 22.4637 to 17.6287 and that of the dimethylformamide also decreased from 40.3380 to 33.3592 (see Figs. 1 and 2 above).

The loss factor on the other hand has the least value at lower frequencies but increase to reach its maximum as the frequency increases. The loss factor then decreases after attaining its maximum at further increase in the frequency (see Figs. 3 and 4 above). The loss factor also decrease as the temperature increases from 10°C to 50°C especially within the frequency of  $0.1 \leq f \leq 5\text{GHz}$  but beyond these frequencies, the loss factor increases with increases in the temperatures (see Fig. 3). This behaviour was only observed in acetone but not dimethylformamide.

The higher value of dielectric constant of both acetone and dimethylformamide at  $f = 0.1\text{GHz}$  and temperature 10°C suggested that the two solvents are easily polarizable at lower frequencies and temperatures. The result of calculations followed Debye relaxation method.

## COMPETING INTERESTS

Authors have declared that no competing interests exist.

## REFERENCES

- Sankar U, Parthipan G, Undre P, Khirade, PW, Thenappan T, Mehrotra SC. Interaction Studies on the binary mixture of formamide with 2-butoxyethane, 2-ethyl-1-hexanol and Isopropanol at 303K. *Main Group Chem.* 2009;8(2):61-69.
- Ramachandan K, Dharmalingram K, Sivagurunathan P, Undre BP, Khirade PW, Mehrotra SC. Dielectric relaxation studies of formamide-alcohol mixtures using time domain reflectometry. *Main Group Chem.* 2006;4(4):303-308.
- Segwa RJ, Khatri V, Sankhla S. Structure and hydrogen bonding in binary mixtures of N,N- dimethylformamide with some dipolar aprotic and protic solvents by dielectric characterization. *Indian J. Chem.* 2006;48A:512-519.
- Craig DQ. M. Dielectric analysis of pharmaceutical systems, Taylor & Francis. London;1995.
- Lorentz HA. *Theory of electrons*, Teubner, Leip ;1909.
- Clausius RJE. *Die MechanischeKlaarmetheorie*, Vieweg, Braunschweig. 1879;2.
- Mossotti OF. *Recherchestheoriques Sur l' induction electrostatique, envisage d'apres les idees de Farsday*. *Bibl. Univ. Modena.* 1847;6:193-198.
- Hedestrand G. Die Berechnung der molecular polarization geloster stoffe bei unendlich verdunnung. *J. Physik. Chemie. Abt.* 1929;B2:428-444.
- Tang J, Feng H, Lau M. Microwaves heating in food processing. In Young X, Tang J. (Eds), *Advances in Bioprocessing Engineering*. Adv. Agric. Eng. Sci. Press. New York. 2002;1-43.
- Yadav VS, Sahu DK, Singh Y, Dhukarya DC. The effect of frequency and temperature on dielectric properties of Pure Poly Vinylidene Fluoride (PVDF) thin films. *Proceedings of international multiconference of Engineers and Computer Scientists.* 2010;3:ISBN:2078-0966.
- Guan DM, Cheng Y, Wang Tang J. Dielectric properties of mashed potatoes relevant to microwave and radiofrequency pasteurization and sterilization processes. *J. food Sci.* 2004;69(1):30-37.
- Wang YF, Wig TD, Tang JM, Hallberg LM. Dielectric properties of food related to rf and microwave pasteurization and sterilization. *J. of food Eng.* 2003b;57:257-268.
- Conductivity Theory and Practice: Radiometer analytical Available:[www.foxboro.com](http://www.foxboro.com)
- Available:[www.investigacion.frc.edu.ar./sensores/caudal](http://www.investigacion.frc.edu.ar./sensores/caudal)
- Gregory AP, Clarke RN, Tables of the complex permittivity of dielectrics reference liquids at frequencies up to 5 GHz. *NPL Report MAT.* 2012;23.
- Dharne GM, Maharolkar AP, Patil SS, Khirade PW, Mehrotra SC. Study of solvent interaction through dielectric properties of Allyl Chloride with Dimethylformamide using Time Domain Reflectometry Technique. *International Journal of Pharma and Bio Science.* 2010;1(2).
- Dubal SS, Sayyad SB, Patil SS, Khirade, PW. Microwave dielectric characterization of binary mixture of dimethylene glycol monomethyl ether with N, N-dimethylformamide. *International Multidisciplinary Research Journal.* 2011;1(4):04-10.
- Boes ES, Livotto PR, Stassen H. Solvation of monovalent anions in acetonitrile and N-N-dimethylformamide: Parameterization of the IEF-PCM model. *J. Chem. Phys.* 2006; 131:147-158.
- Georg HC, Coutinho K, Canuto S. Converged electronic polarization of acetone in liquid water and the role in the n- $\pi^*$  transition. *Chemical Physics Letters.* 2006;429:119123.
- Onimisi MY, Ikyumbur TJ. Comparative analysis of dielectric constant and loss factor of pure Butan-1-ol and ethanol. *American Journal of Condensed Matter Physics.* 2015a;5(3):69-75.
- Onimisi MY, Ikyumbur TJ. Computation of Dielectric constant and loss factor of water and dimethylsulphoxide from 0.1 to 13 GHz. *Scientific Review.* 2015b;1(4):79-85.
- Ahmad MM, Yamada K. Superionic PbSnF<sub>4</sub>: A giant dielectric constant material, *Appl. Phys. Lett.* 2007;19(5): 052912-13.
- Agilent. Basics of measuring the dielectric properties; 2006. Available:<http://www3.imperial.ac.uk/pls/portallive/docs/1/11949698.PDF>
- Salman F, Khalil R, Hazaa H. Dielectric studies and cole-cole plot analysis of silver-ion conducting glasses. *Adv. J. Phys. Sc.* 2014;3(1):1-9.

25. Bergo P, Pontuschka WM, Prison JM. Dielectric properties of  $P_2O_5$ - $Na_2O$ -  $Li_2O$  glasses containing  $WO_3$ ,  $CO$  or  $Fe_2O_3$ . *Solid State Communications*. 2007; 141(10):543-547.
26. Grace M, Valente MA, Ferreira da Silva, MG. Electrical properties of lithium niobium Silicate glasses. *J. Non-Cryst.Solids*. 2003; 325(1-3):267-274.
27. Onimisi MY, Ikyumbur TJ. Dielectric study of pure propan-1- ol and propan-2-ol using debye relaxation method. *American Chemical Science Journal*. 2016;10(1):1-12.

© 2016 Onimisi et al.; This is an Open Access article distributed under the terms of the Creative Commons Attribution License (<http://creativecommons.org/licenses/by/4.0>), which permits unrestricted use, distribution, and reproduction in any medium, provided the original work is properly cited.

*Peer-review history:*

*The peer review history for this paper can be accessed here:  
<http://sciencedomain.org/review-history/16083>*